

ACER Online Test Application Instructions

Start the application and log into the test platform on the test day.

1. Start the ACER test application when you are instructed by the proctor. When the application starts, you will see the following homepage. Click on “Literacy and Numeracy Test for Initial Teacher Education Students”.



List of available assessments



Literacy and Numeracy Test
for Initial Teacher Education Students



Financial Adviser Exam



Graduate Medical School Admissions Test



AFP Entrance Exam



Special Tertiary Admissions Test



Law Admission Test

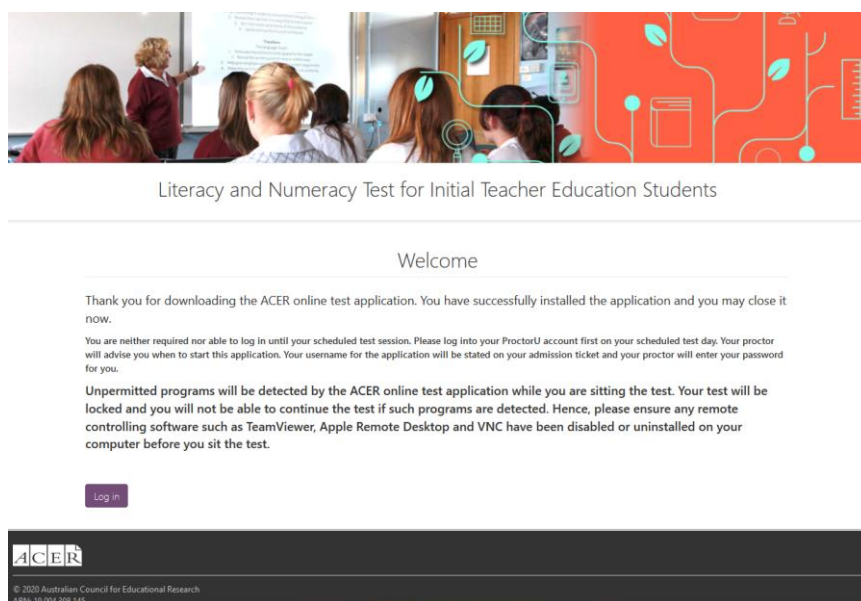


uniTEST - SDU



Victoria Police Entrance Exam

2. Click on the “Log in” button when you see the following page.



3. Log in using your ACER candidate account details when you see the following page.

The screenshot shows the login page for the Literacy and Numeracy Test. The page has a purple header with the ACER logo on the left and a "Home" link on the right. The main heading is "Literacy and Numeracy Test for Initial Teacher Education Students". Below this, there is a "Welcome" section with instructions: "You will need to create an account to register for the Literacy and Numeracy Test for Initial Teacher Education Students. If you do not have an account, please [sign up here](#). If you have created an account but not received an email with your account activation link, please login to resend your account activation link." To the right of the welcome text is a login form with fields for "Username" and "Password", a purple "Log In" button, and a link for "Reset my password".

4. After you have logged in, you will see the following page. If you are sitting the literacy test, click on the “Start Literacy Test” button or if you are sitting the numeracy test, click on the “Start Numeracy Test” button.

Registration are now closed for the Aug 2020 cycle.

You have a completed registration for the Aug 2020 cycle.

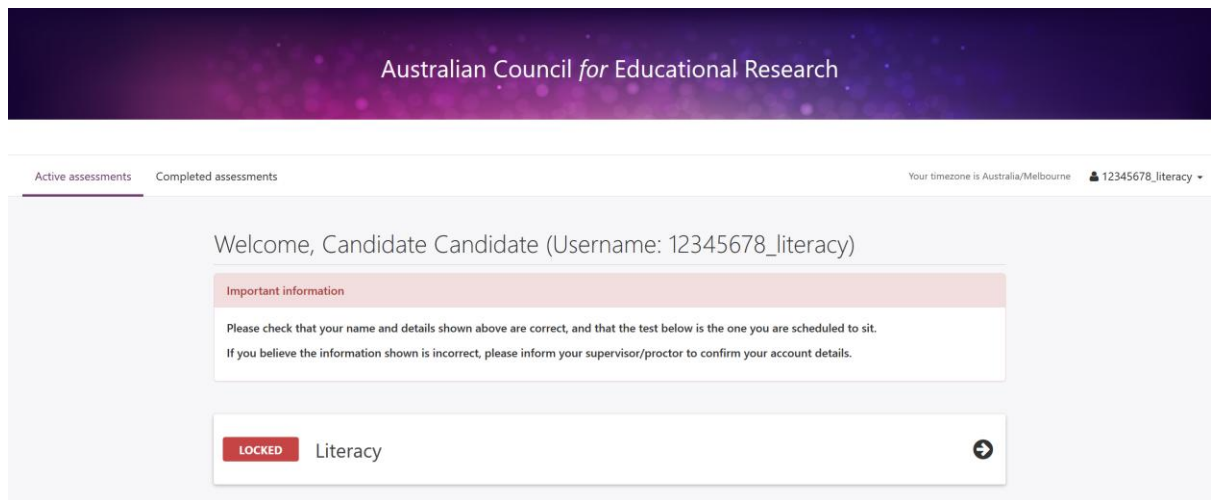
Name: Candidate Candidate
Gender: Male
DOB: 01/01/2000
Institution:

Please contact the Teacher Test Office by using the Messages function at the top of the page if any of the details above are not correct.

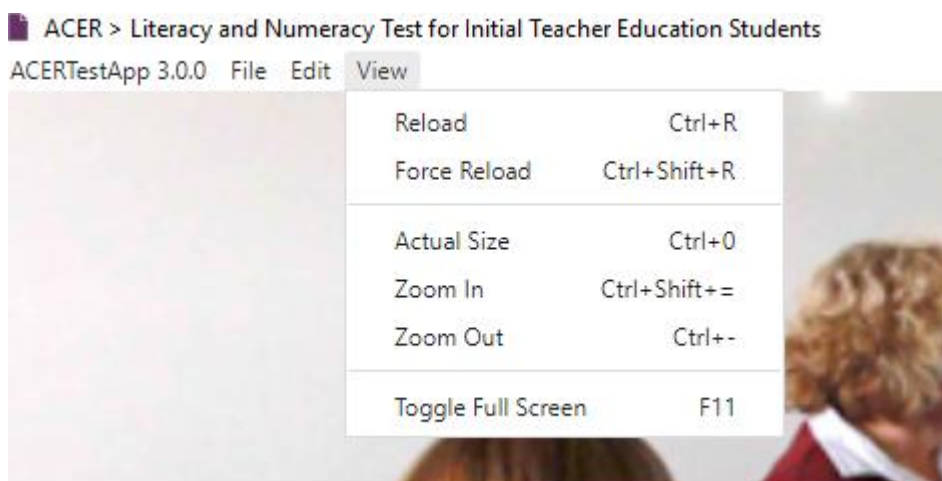
[Start Literacy Test](#)

[Start Numeracy Test](#)

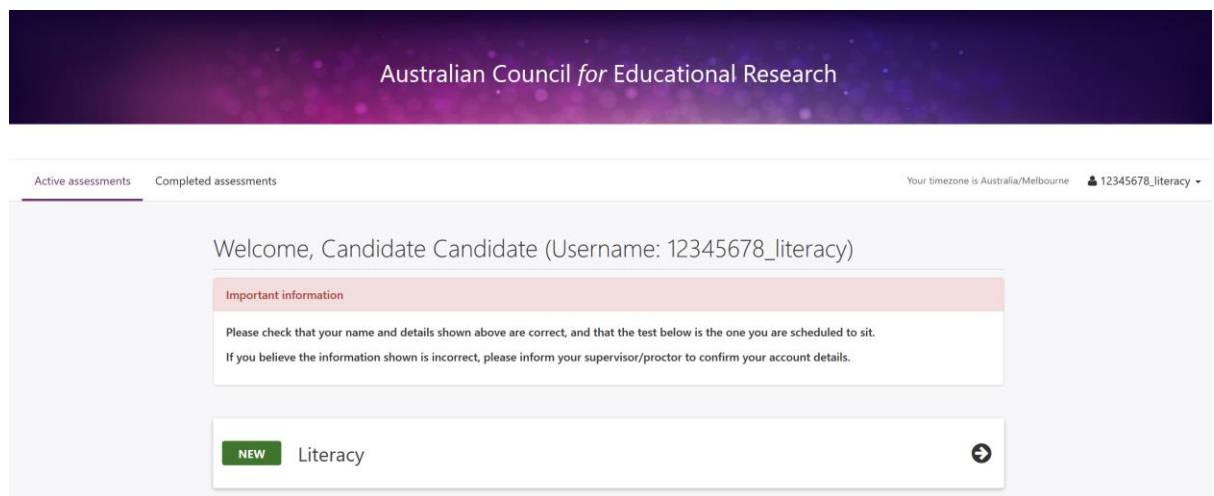
- On the next page, please check that your details (including your name and the test component you are sitting) are correct. Please inform the proctor and wait for your proctor to unlock your test if these details are correct. If not, please inform the proctor of the error.



- Once your proctor confirms that the test has been unlocked, refresh the test application by using Ctrl+R or clicking on View -> Reload on the menu bar.



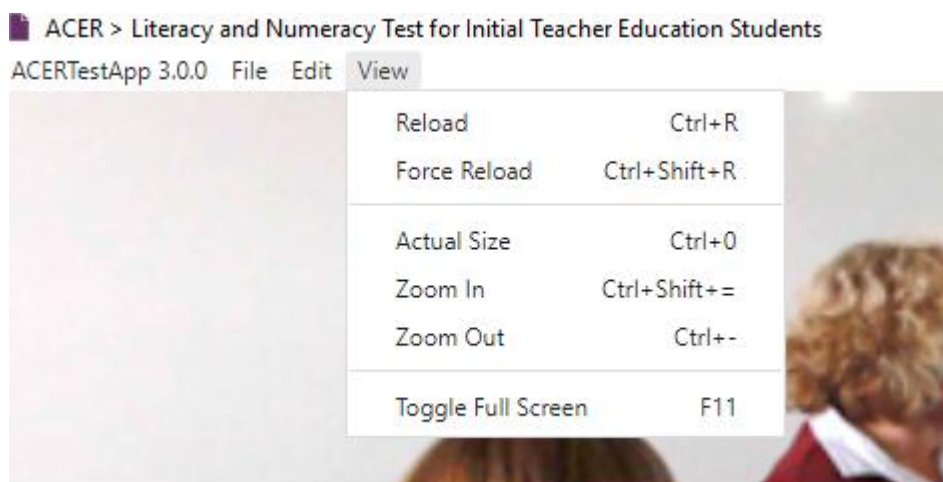
7. You will then see the following screen. Click on the arrow button to start the test.



Using the application during the test.

Zoom in/out

You can use Ctrl+Shift+=/Ctrl+- or click on View on the menu bar, followed by clicking Zoom In/Zoom Out to zoom in/out on any page.



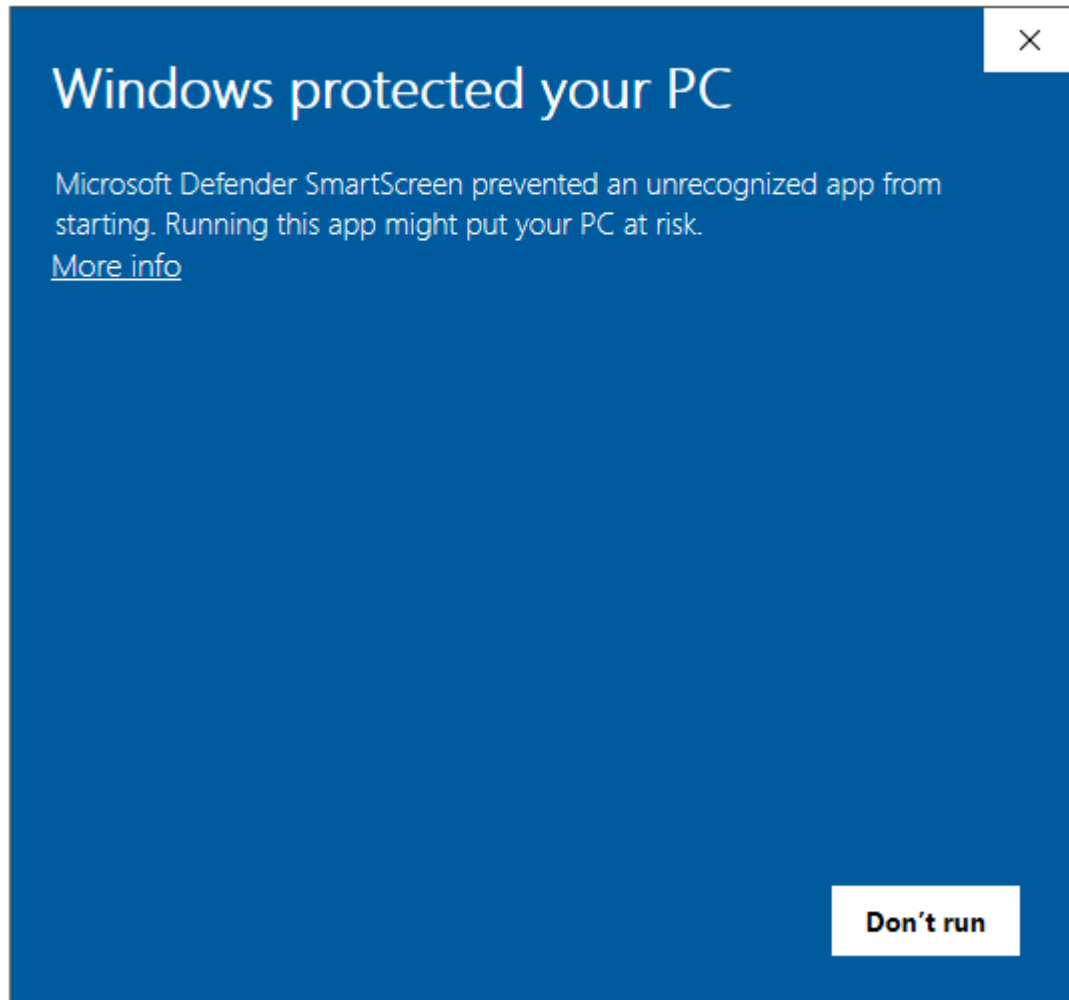
Reload

If a page is not displayed properly, you can use Ctrl+R or click on View on the menu bar, followed by clicking Reload to refresh the page.

Troubleshooting

Installation warning on Windows

If you see the following message when you install the application, please click on More info and then click on the Run anyway button on the next page.



Application is closed unintentionally

If the application is closed either by accident, or by itself, or displaying an error message, please contact the proctor immediately and wait for the proctor's instructions. You will need to repeat the above steps to log into the test platform again.

New version of application required

If you see the following page when you start the application, you are not using the latest version of the application. Please click on the link to download and install the latest application.



Literacy and Numeracy Test for Initial Teacher Education Students

New ACER Online Test Application Required

It appears that you are not using the latest version of the ACER online test application. Please download the latest version using one of the links below in order to continue to sit the test.

[For Windows 7 or higher](#)

[For Mac OS X 10.10 or higher](#)